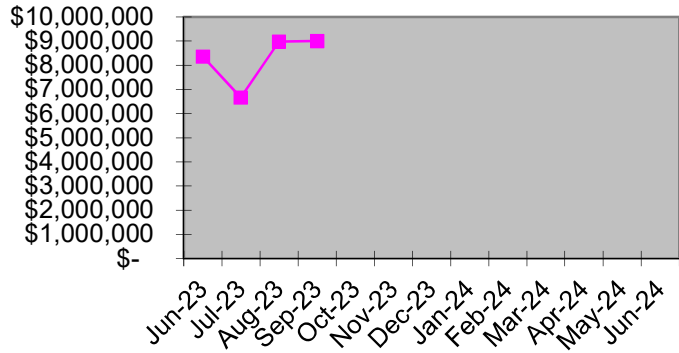


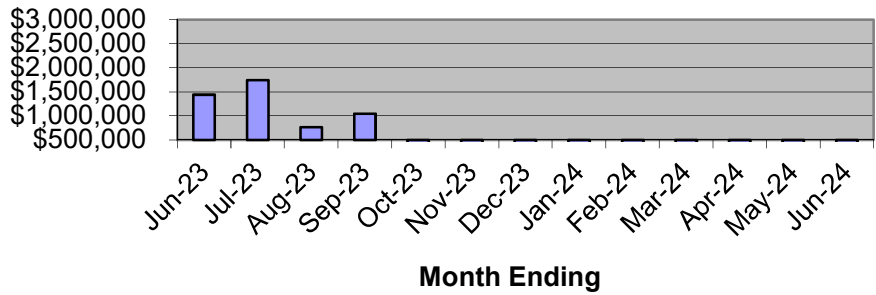
## River Valley School District Board Financial Report September 23

Month End Cash Balance	
	Actual
Jun-23	\$ 8,361,721
Jul-23	\$ 6,665,748
Aug-23	\$ 8,981,699
Sep-23	\$ 9,004,378
Oct-23	
Nov-23	
Dec-23	
Jan-24	
Feb-24	
Mar-24	
Apr-24	
May-24	
Jun-24	
Checks	
	\$ Amount
Jun-23	\$ 1,442,068
Jul-23	\$ 1,743,658
Aug-23	\$ 764,254
Sep-23	\$ 1,048,318
Oct-23	\$ -
Nov-23	\$ -
Dec-23	\$ -
Jan-24	\$ -
Feb-24	\$ -
Mar-24	\$ -
Apr-24	\$ -
May-24	\$ -
Jun-24	\$ -
Revenues	
	\$ Amount
Jun-23	\$ 1,545,986
Jul-23	\$ 47,686
Aug-23	\$ 3,080,205
Sep-23	\$ 810,007
Oct-23	\$ -
Nov-23	\$ -
Dec-23	\$ -
Jan-24	\$ -
Feb-24	\$ -
Mar-24	\$ -
Apr-24	\$ -
May-24	\$ -
Jun-24	\$ -

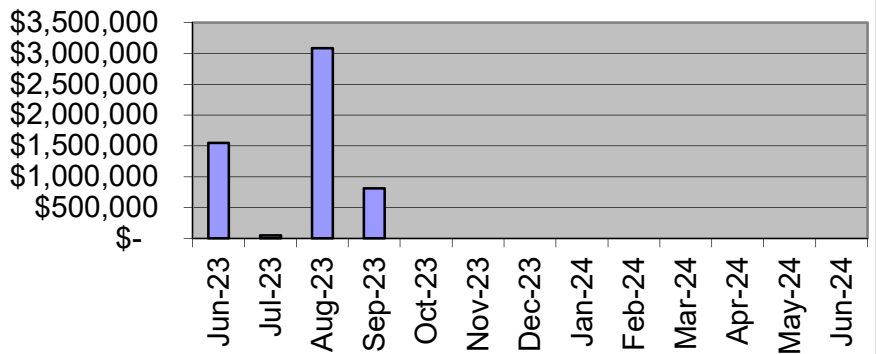
### Actual Cash Balance



### Check Disbursements



### Revenues



**September 2023**

**The Peoples Community Bank**

Beginning Balance	\$ 4,221,257.59
ADD: Total Credits	\$ 1,000,688.66
LESS: Total Debits	\$ (1,657,059.85)
	<u>\$ 3,564,886.40</u>

**Local Government Investment Pool**

#1 (general account)	\$ 4,439,308.56
#2 (fund 49 - building fund)	\$ 651,015.49
#3 (fund 39 - debt service)	\$ -
#4 (Misc. Project)	\$ -
#5 (fund 46)	\$ 10,207.93
Subtotal	<u>\$ 5,100,531.98</u>

**LESS: Short term loan**

\$ -

Ending Balance

\$8,665,418.38